




# Kentucky High School Athletic Association

2280 Executive Drive ° Lexington, KY 40505 ° www.khsaa.org ° (859)299-5472 (859)293-5999 (fax)

To: Superintendent, Principal, and Athletic Director

From: Brigid L. DeVries, Commissioner  
Larry Boucher, Assistant Commissioner 

Date: September 2, 2003


Subject: 2002-2003 Annual Report Forms Submission

School: Boone County High School

Enclosed please find a copy of Form T-65, The 2002-2003 Annual Report Forms Checklist. In addition, you may find an attachment with corrected copies of the forms submitted by your school personnel. Please review this information so the forms can be completed accurately in the future. Also, KHSAA Audit Staff may have requested a re-submission of some of the 2002-2003 Annual Report Forms or need additional information on your athletic programs. Please submit this information by the date requested if this is applicable. Copies and all KHSAA Title IX documents must be kept current and included in your permanent Title IX File at the school. All documents are subject to Open Records Requests.

Should you need any further information, please do not hesitate to call anytime.





**MEMORANDUM**

TO: KHSAA Member School Superintendents, Principals, and Athletic Directors

FROM: Brigid L. DeVries, Commissioner  
Larry Boucher, Executive Assistant Commissioner *LJB*

DATE: August 18, 2003

RE: 2003 Title IX Forms Submission

|        |                          |             |                 |
|--------|--------------------------|-------------|-----------------|
| School | Boone County High School | Reviewed by | Phyllis Catlett |
|--------|--------------------------|-------------|-----------------|

The following is a status report regarding the required 2002 - 2003 Title IX submission of forms due in to the KHSAA office by April 15, 2003. Appropriate audit personnel have reviewed these forms and the following is a summary of this review.

I. Checklist of Forms properly submitted in a satisfactory manner:

|   |                               |   |  |
|---|-------------------------------|---|--|
| ✓ | GE 19 (Annual Verification)   | ✓ | T-35 (Budget Expenses)                             |
|   | T-1 (Summary Program Chart 1) | ✓ | T-36 (Budget Expenses)                             |
| ✓ | T-2 (Summary Program Chart 2) | ✓ | T-41 (Checklist - Overall Interscholastic Program) |
| ✓ | T-3 (Summary Program Chart 3) | ✓ | T-60 (Corrective Action Plan)                      |
| ✓ | T-4 (Summary Program Chart 4) | ✓ | T-63 (Interscholastic Survey Results)              |

II. Status

|    |   |  |
|----|---|--|
| A. |   | 2002 - 2003 Forms are satisfactory and no further information or action is necessary at this time.   |
| B. | ✓ | Errors have been noted with respect to the following forms and corrected copies are being returned to you for placement in your Title IX file to ensure proper submission in the future. <ul style="list-style-type: none"> <li>Form T-1</li> </ul>  |
| C. |   | The following forms were omitted and must be submitted by school representatives.  |
| D. | ✓ | Other Recommendation and Comments <ul style="list-style-type: none"> <li>It is recommended that students be placed on the Gender Equity Review Committee, and that they be active members of the Committee</li> <li>The number of participants on Form T-1 does not match the number listed on Forms T-2 &amp; T-4. Calculations have been corrected on Form T-1. Please place the corrected form in your permanent Title IX file.</li> <li>According to the information provided on Forms T-1, T-2 &amp; T-3, the school is not in compliance any of the three-prong test.</li> <li>The data relating to expenditures should be placed on your <u>Forms T-35 &amp; T-36</u> and be placed in your permanent Title IX file.</li> </ul> |



**2002-2003**  
**ACCOMMODATION OF INTERESTS AND ABILITIES**  
**SUMMARY PROGRAM CHART 1**

**Participation Opportunities Test One**


|       |         | (Column 1) | (Column 2)                     | (Column 3)   | (Column 4)                        |
|-------|---------|------------|--------------------------------|--|-----------------------------------|
|       | Program | Enrollment | Percentage of Total Enrollment | Number of Interscholastic Participants (double and triple count) | Percentage of Total Participation |
| Row 1 | GIRLS   | 711        | 51.7%                          | <del>221</del> 211   | <del>42.7</del> 41.6              |
| Row 2 | BOYS    | 664        | 48.3%                          | 296  | 57.3%                             |
| Row 3 | Totals  | 1375       | 100%                           | <del>517</del> 507   | 100%                              |

Instructions: \*Number of 8<sup>th</sup> grade students & below used in Column 4 calculations if applicable: \_\_\_\_\_

- Determine the total number of girls enrolled. (place in Row 1, Column 1). Determine the total number of boys enrolled. (place in Row 2, Column 1).
- Add the total number of girls and boys enrolled to determine total enrollment. (place in Row 3, Column 1).
- Calculate the percentage of total enrollment that is female. (Divide Row 1, Column 1 by row 3, Column 1 and place in Row 1, Column 2.) Calculate the percentage of total enrollment that is male. (Divide Row 2, Column 1 by Row 3, Column 1 and place in Row 2, Column 2.) Note: Row 1, Column 2 plus Row 2, Column 2 should total 100%.
- Ask the head coaches to review the most updated eligibility or squad lists for their teams. Ask coaches to confirm the names of those individuals who are on the team as of the first **date of competition**, and cross out the names of those who were cut from the team or quit the team prior to the first competitive event. Determine the total number of interscholastic athletics participants that are girls, (and place in Row 1, Column 3). In order to determine the total number of athletics participants, an individual should be counted each time he or she participates on a team. For example, if Jane Doe competes on the varsity volleyball team, the junior varsity volleyball team, the junior varsity basketball team, and the varsity softball team, she should be counted as four participants (**do not include club or intramural sports participants, cheerleaders, dance teams, or pom squads**). Calculate the same way for boys and girls. \* In addition, should 8<sup>th</sup> grade students and below play on a Freshman, Junior Varsity, or Varsity team, they should also be counted for each team and sport on which they participate. If applicable, please asterisk the above notation as to how many 8<sup>th</sup> grade students & below are included in the totals. Using the same procedure, determine the total number of interscholastic athletic participants that are boys, (and place in Row 2, Column 3). Add Row 1, Column 3 plus Row 2, Column 3 to get total participants and place in Row 3, Column 3.
- Calculate the percentage of female participation. (Row 1, Column 3 divided by Row 3, Column 3 and place in Row 1, Column 4.) Calculate the percentage of male participation. (Row 2, Column 3 divided by Row 3, Column 3 and place in Row 2, Column 4.) Note: Row 1, Column 4 plus Row 2, Column 4 should total 100%.

Note: While being within three percent is not a formal compliance standard, if the percent listed in Row 1, Column 4 is within 3% of Row 1, Column 2, then it provides a good target within which compliance is likely.

Principal's Signature: Jay Mulvaney (ATH. DIR.) Date: 4/1/03



**MEMORANDUM**

To: KHSAA Member School Superintendents, Principals, and Athletic Directors

From: Brigid L. DeVries, Commissioner  
Larry Boucher, Assistant Commissioner

Date: Aug. 16, 2003

Re: 2003 Title IX Forms Submission

|        |                    |             |                        |
|--------|--------------------|-------------|------------------------|
| School | <u>Ross Co. HS</u> | Reviewed by | <u>PHYLLIS CATLETT</u> |
|--------|--------------------|-------------|------------------------|

The following is a status report regarding the required 2002-2003 Title IX submission of forms which were due in to the KHSAA office by April 15, 2003. Appropriate audit personnel have reviewed these forms and the following is a summary of this review.

I. Checklist of Forms properly submitted in a satisfactory manner.

|                                     |                               |                                     |  |
|-------------------------------------|-------------------------------|-------------------------------------|--|
| <input checked="" type="checkbox"/> | GE 19 (Annual Verification)   | <input checked="" type="checkbox"/> | T-35 (Budget Expenses)                             |
| <input checked="" type="checkbox"/> | T-1 (Summary Program Chart 1) | <input checked="" type="checkbox"/> | T-36 (Budget Expenses)                             |
| <input checked="" type="checkbox"/> | T-2 (Summary Program Chart 2) | <input checked="" type="checkbox"/> | T-41 (Checklist - Overall Interscholastic Program) |
| <input checked="" type="checkbox"/> | T-3 (Summary Program Chart 3) | <input checked="" type="checkbox"/> | T-60 (Corrective Action Plan)                      |
| <input checked="" type="checkbox"/> | T-4 (Summary Program Chart 4) | <input checked="" type="checkbox"/> | T-63 (Interscholastic Survey Results)              |

II. Status

|    |                                     |   |
|----|-------------------------------------|---|
| A. |                                     | 2002-2003 Forms are satisfactory and no further information or action is necessary at this time.  |
| B. | <input checked="" type="checkbox"/> | Errors have been noted with respect to the following forms and corrected copies are being returned to you for placement in your Title IX file to ensure proper submission in the future.  |
| C. |                                     | The following forms were omitted and must be submitted by school representatives.   |
| D. |                                     | Other Recommendation and Comments: <i>It is recommended that students be placed on the Title IX Gender Equity Committee. The number of participants on form T-1 does not match the number listed on form T-2 and T-4. Calculations have been corrected on form T-1. Please place corrected form in the Title IX file. According to the information submitted on forms T-1, T-2 and T-3 the school is not in compliance with any of the three provided. The data relating to expenditures should be placed on your T-35, T-36 forms and place in your Title IX file.</i> |

APR 15 2003



**2002-2003 KENTUCKY HIGH SCHOOL ATHLETIC ASSOCIATION  
ANNUAL VERIFICATION OF TITLE IX PROCEDURES**  
(To be submitted by April 15, 2003 along with other required forms)

The BOONE COUNTY High School, FLORENCE, Kentucky  
(Name of High School) (City)

certifies to the Kentucky High School Athletic Association that the following is an accurate and true representation of the facts surrounding compliance with 20 U.S.C. Sections 1681-1688, et. Seq. (also known as Title IX)

**I certify the following provisions in accordance with records at the school contained in the permanent Title IX file, and to the best of my knowledge have completed the following tasks. (All boxes must be checked)**

- Established a gender equity committee at the high school. (list committee personnel and provide attachment if necessary)

| Name             | Address     | Phone    | Title     |
|------------------|-------------|----------|-----------|
| DANA MORNINGSTAR | B. C. H. S. | 282-5655 | TEACHER   |
| ANDY ZUREICK     | B. C. H. S. | 282-5655 | TEACHER   |
| PEGGY JOHNSON    | B. C. H. S. | 282-5655 | TEACHER   |
| ANBEL RUCHMAN    | B. C. H. S. | 282-5655 | TEACHER   |
| MICHAEL SCHUSTER | B. C. H. S. | 282-5655 | TEACHER   |
| KIM EGAN         |             | 391-0351 | PARENT    |
| JAY MULLCARTY    | B. C. H. S. | 282-5655 | ATH. DIR. |
| M. C. WILLY      | B. C. H. S. | 282-5655 | TEACHER   |

- Scheduled a minimum of three meetings during the 2002-2003 school year on the following dates:

10/2, 2/26, 3/4, 1/7

- Designated the following person(s) as the Title IX coordinator for the school/district: CO/CHAIRS

| Name             | Title   | Address     | Phone    |
|------------------|---------|-------------|----------|
| DANA MORNINGSTAR | TEACHER | B. C. H. S. | 282-5655 |
| ANDY ZUREICK     | TEACHER | B. C. H. S. | 282-5655 |

- School personnel are continuing to make periodic reviews of the boys and girls athletics program reflected in the Corrective Action Plan.

- In addition to the above information, the above referenced school maintains a complete permanent file relative to Title IX records including copies of the self-assessment audit, all corrective action plans, and other related materials.

Jay Mullocky (ATH. DIR.)

Peggy Books  
Principal's Signature

3/31 2003  
Date

Boyd Ravatt  
Superintendent Signature

[Signature]  
School Board Chairpersons' Signature

(Send original copy to KHSAA - Maintain duplicate in Title IX school folder)

**ACCOMMODATION OF INTERESTS AND ABILITIES**  
**SUMMARY PROGRAM CHART 1**

**Participation Opportunities Test One**

|       |         | (Column 1) | (Column 2)                     | (Column 3)   | (Column 4)                        |
|-------|---------|------------|--------------------------------|--|-----------------------------------|
|       | Program | Enrollment | Percentage of Total Enrollment | Number of Interscholastic Participants (double and triple count) | Percentage of Total Participation |
| Row 1 | GIRLS   | 711        | 51.7%                          | 221  | 42.7                              |
| Row 2 | BOYS    | 664        | 48.3%                          | 296  | 57.3                              |
| Row 3 | Totals  | 1375       | 100%                           | 517  | 100%                              |

## Instructions:

\*Number of 8<sup>th</sup> grade students & below used in Column 4 calculations if applicable: \_\_\_\_\_

- Determine the total number of girls enrolled, (place in Row 1, Column 1). Determine the total number of boys enrolled, (place in Row 2, Column 1).
- Add the total number of girls and boys enrolled to determine total enrollment, (place in Row 3, Column 1).
- Calculate the percentage of total enrollment that is female. (Divide Row 1, Column 1 by row 3, Column 1 and place in Row 1, Column 2.) Calculate the percentage of total enrollment that is male. (Divide Row 2, Column 1 by Row 3, Column 1 and place in Row 2, Column 2.) Note: Row 1, Column 2 plus Row 2, Column 2 should total 100%.
- Ask the head coaches to review the most updated eligibility or squad lists for their teams. Ask coaches to confirm the names of those individuals who are on the team as of the first **date of competition**, and cross out the names of those who were cut from the team or quit the team prior to the first competitive event. Determine the total number of interscholastic athletics participants that are girls, (and place in Row 1, Column 3). In order to determine the total number of athletics participants, an individual should be counted each time he or she participates on a team. For example, if Jane Doe competes on the varsity volleyball team, the junior varsity volleyball team, the junior varsity basketball team, and the varsity softball team, she should be counted as four participants (**do not include club or intramural sports participants, cheerleaders, dance teams, or pom squads**). Calculate the same way for boys and girls. \* In addition, should 8<sup>th</sup> grade students and below play on a Freshman, Junior Varsity, or Varsity team, they should also be counted for each team and sport on which they participate. If applicable, please asterisk the above notation as to how many 8<sup>th</sup> grade students & below are included in the totals. Using the same procedure, determine the total number of interscholastic athletic participants that are boys, (and place in Row 2, Column 3). Add Row 1, Column 3 plus Row 2, Column 3 to get total participants and place in Row 3, Column 3.
- Calculate the percentage of female participation. (Row 1, Column 3 divided by Row 3, Column 3 and place in Row 1, Column 4.) Calculate the percentage of male participation. (Row 2, Column 3 divided by Row 3, Column 3 and place in Row 2, Column 4.) Note: Row 1, Column 4 plus Row 2, Column 4 should total 100%.

Note: While being within three percent is not a formal compliance standard; if the percent listed in Row 1, Column 4 is within 3% of Row 1, Column 2, then it provides a good target within which compliance is likely.

Principal's Signature: \_\_\_\_\_

*Jay Mulvaney (ATH. DIR.)*

Date: \_\_\_\_\_

*4/1/03*



**2002-2003**  
**ACCOMMODATION OF INTERESTS AND ABILITIES**  
**SUMMARY PROGRAM CHART 2**

KHSAA  
 Form T2  
 Rev. 9/02

**Participation Opportunities Test Two**

|              |       | Column 1                          | Column 2               | Column 3                                 | Column 4  | Column 5  |
|--------------|-------|-----------------------------------|------------------------|--|---|---|
| Program      |       | Number of Teams Currently Offered | Number of Participants | Number of Teams Added in Last Five Years | Number of Participants Added in Last Five Years | Percent of Total Participation By Sex Added in Last 5 Years |
| <b>GIRLS</b> | Row 1 | varsity:                          | 8                      | 132                                      | 0   | 0   |
|              | Row 2 | j.v.:                             | 4                      | 55                                       | 0   | 0   |
|              | Row 3 | frosh:                            | 2                      | 24                                       | 1   | 12  |
|              | Row 4 | total:                            | 14                     | 211                                      | 1   | 12  |
| <b>BOYS</b>  | Row 5 | varsity:                          | 8                      | 1092                                     | 0   | 0   |
|              | Row 6 | j.v.:                             | 4                      | 64                                       | 0   | 0   |
|              | Row 7 | frosh:                            | 2                      | 40                                       | 0   | 0   |
|              | Row 8 | total:                            | 14                     | 296                                      | 0   | 0   |

- 1) For Column 1, list the number of interscholastic teams offered for girls and boys at each competitive level (varsity, junior varsity, and freshman). For girls, total each of the entries in Rows 1, 2, and 3 into Row 4. For boys, total Rows 5, 6, and 7 into Row 8.
- 2) For Column 2, list the number of participants at each level. For girls, total each of the entries in Rows 1, 2, and 3 into Row 4. For boys, total Rows 5, 6, and 7 into Row 8. **Note:** The totals in Row 4 for girls and in Row 8 for boys must be the same as the totals in Form T-1, Column 3, Rows 1 and 2 respectively.
- 3) For Column 3, list the number of interscholastic teams that have been added in the last five years at each competitive level. Count each team added during the 5 year period only one time. e.g. Girl's junior varsity soccer was added 3 years ago, count the team only once, not 3 times. For girls, total the entries in Rows 1, 2, and 3 into Row 4. For boys, total Rows 5, 6, and 7 into Row 8.
- 4) For Column 4, list the number of participants that are currently on each level of the teams that were added in the last five years. If a team was added previously but no longer exists, there are no current participants to be added for that team. For girls, total the entries in Rows 1, 2, and 3 into Row 4. For boys, total Rows 5, 6, and 7 into Row 8.
- 5) For Column 5, calculate the percentage of participants that have been added in the last five years. For girls, take the number in Column 4, Row 4 and divide by the number in Column 2, Row 4. For boys, take the number in Column 4, Row 8 and divide it by the number in Column 2, Row 8.

Note: If the percentage of current participants added in the last five years is 25% or greater, compliance with test two may be possible. If less than 25%, then compliance with test three should be analyzed. **CAUTION:** 25% is not a formal compliance standard.

Principal's Signature: Jay Mulady (ATH. DIR.) Date: 4/1/03

**2002-2003**  
**ACCOMMODATION OF INTERESTS AND ABILITIES**  
**SUMMARY PROGRAM CHART 3**

**Participation Opportunities Test Three**

For any question answered "YES" identify the respective sport(s).

|  | GIRLS<br>(Yes / No) |  | BOYS<br>(Yes / No) |
|--|---------------------|--|--------------------|
| 1. For a sport not currently played at the interscholastic level (varsity, junior varsity, or freshman) in your school, is there an intramural team offered for that sport?  | NO                  |  | NO                 |
| 2. For a sport <u>not</u> currently offered in your interscholastic athletics program, is there sufficient interest to form a viable interscholastic team based on participation on an intramural team or community recreation teams?    | NO                  |  | NO                 |
| 3. For a sport <u>not</u> currently offered, is there sufficient interest to form a viable interscholastic team based on student responses from the interscholastic survey?  | YES                 |  | YES                |
| 4. For a sport currently offered at the varsity level only, is there sufficient interest to form a viable team for a junior varsity, or freshman team that is not currently offered?   | NO                  |  | NO                 |
| 5. For a sport currently offered at the junior varsity or freshman level is there sufficient interest to form a varsity team not currently offered?  | NO                  |  | NO                 |
| 6. If you answered YES to question (1), (2), (3), (4), or (5), are there enough high schools in your geographic area offering the sport (at the appropriate level) to allow for the development of a reasonable schedule of competition? | YES                 |  | YES                |

Principal's Signature:

*Jug Mulady* (CASH. DIR)

Date:

*4/1/03*



**2002-2003**  
**ACCOMODATION OF INTERESTS AND ABILITIES+**  
**SUMMARY PROGRAM CHART 4**

**Levels of Competition Test One**

|             |             | Column 1                          | Column 2               | Column 3                                 |
|-------------|-------------|-----------------------------------|------------------------|--|
| Girls       | Team Levels | Number of Teams Currently Offered | Number of Participants | Percentage of Participants at Each Level |
| Row 1       | varsity:    | 8                                 | 132                    | 62.5 %                                   |
| Row 2       | j.v.:       | 4                                 | 55                     | 26.0 %                                   |
| Row 3       | frosh:      | 2                                 | 24                     | 11.4 %                                   |
| Row 4       | total:      |                                   | 211                    | 100%                                     |
| <b>Boys</b> |             |                                   |                        |  |
| Row 5       | varsity:    | 8                                 | 192                    | 64.8 %                                   |
| Row 6       | j.v.:       | 4                                 | 64                     | 21.6 %                                   |
| Row 7       | frosh:      | 2                                 | 40                     | 13.5 %                                   |
| Row 8       | total:      |                                   | 296                    | 100%                                     |

- 1) Column 1, list the number of interscholastic teams offered for girls and boys at each competitive level; varsity, junior varsity, and freshman. (Refer to Form T-2, Accommodation of Interests and Abilities, Summary Program Chart 2, Column 1.)
- 2) For Column 2, list the number of participants at each level. For girls, total the entries in Rows 1, 2, and 3 into Row 4. For boys, total the entries in Rows 5, 6, and 7 into Row 8. (Refer to Form T-2, Accommodation of Interests and Abilities, Summary Program Chart 2, Column 2.)
- 3) For Column 3, calculate the percentage of female and male participants at each level.  
For girls' varsity, junior varsity, and frosh, respectively:
  - Divide Column 1, Row 1 by Column 2, Row 4, and place the percentage in Column 3, Row 1.
  - Divide Column 1, Row 2 by Column 2, Row 4, and place the percentage in Column 3, Row 2.
  - Divide Column 1, Row 3 by Column 2, Row 4, and place the percentage in Column 3, Row 3.
  -
 For boys' varsity, junior varsity, and frosh, respectively:
  - Divide Column 1, Row 5 by Column 2, Row 8, and place the percentage in Column 3, Row 5.
  - Divide Column 1, Row 6 by Column 2, Row 8, and place the percentage in Column 3, Row 6.
  - Divide Column 1, Row 7 by Column 2, Row 8, and place the percentage in Column 3, Row 7.

Principal's Signature: Jay Mulady (ATH-DIR.) Date: 4/1/03

2002-2003  
**BUDGETED AND ACTUAL EXPENDITURES - PROGRAM COMPARISON CHART 2**  
TO INCLUDE BOOSTER CLUB FUNDING

| Teams          | equipment and supplies            |   | travel |   | awards |   | coaches' salaries (to include supplemental and extended employment) |   | facilities improvements |   | publications (if sport-specific) |   |
|----------------|-----------------------------------|---|--------|---|--------|---|---|---|-------------------------|---|----------------------------------|---|
|                | B                                 | E | B      | E | B      | E | B   | E | B                       | E | B                                | E |
| G track        | (SEE ATTACHED END OF YEAR REPORT) |   |        |   |        |   |   |   |                         |   |                                  |   |
| B track        | INDEXED                           |   |        |   |        |   |   |   |                         |   |                                  |   |
| G tennis       | EQUAL                             |   |        |   |        |   |   |   |                         |   |                                  |   |
| B tennis       |                                   |   |        |   |        |   |   |   |                         |   |                                  |   |
| G volleyball   |                                   |   |        |   |        |   |   |   |                         |   |                                  |   |
| B wrestling    | N/A NO TEAM PRESENTLY             |   |        |   |        |   |   |   |                         |   |                                  |   |
| G (list sport) |                                   |   |        |   |        |   |   |   |                         |   |                                  |   |
| B (football)   |                                   |   |        |   |        |   |   |   |                         |   |                                  |   |
| G (list sport) |                                   |   |        |   |        |   |   |   |                         |   |                                  |   |
| B (list sport) |                                   |   |        |   |        |   |   |   |                         |   |                                  |   |

- Budget and expenditures on this 2002-2003 year report due by April 15, 2003, should reflect the total monies budgeted and spent for the entire year of 2001-2002 ending June 30, 2002.
- "B" is for budgeted dollar amounts and "E" is for actual dollar expenditures.
- Booster Club Funding/Contributions must be included in the expenditures total.

Principal's Signature: Jay Mulady (ATH. DIR.) Date: 4/1/03





BOONE COUNTY SCHOOLS  
MONTHLY ATHLETIC FINANCIAL REPORT


APPENDIX E - REV 7/01

School BOONE COUNTY HIGH SCHOOL

Month Ending JUNE 2002

|                          | INCOME              |                     | EXPENSES            |                     | Surplus or Deficit |
|--------------------------|---------------------|---------------------|---------------------|---------------------|--------------------|
|                          | Budget              | To Date Actual      | Budget              | To Date Actual      |                    |
| ATH.-ADMINISTRATION      | 14,000.00           | 18,126.05           | 12,000.00           | 11,329.95           | 6,796.10           |
| ATH.-BASEBALL            | 11,000.00           | 12,017.51           | 9,000.00            | 11,361.66           | 655.85             |
| ATH.-BASKETBALL-BOYS     | 35,000.00           | 41,915.75           | 25,000.00           | 34,570.12           | 7,345.63           |
| ATH.-BASKETBALL-GIRLS    | 50,000.00           | 47,989.83           | 45,000.00           | 40,600.62           | 7,389.21           |
| ATH.-CROSS COUNTRY-BOYS  | 2,000.00            | 910.62              | 1,800.00            | 816.00              | 94.62              |
| ATH.-CROSS COUNTRY-GIRLS | 1,500.00            | 926.95              | 1,300.00            | 926.95              | .00                |
| ATH.-FEES (SPORTS)       | 10,000.00           | 10,305.00           | 10,000.00           | 10,305.00           | .00                |
| ATH.-FIRST AID           | 2,100.00            | 4,972.20            | 2,100.00            | 4,972.20            | .00                |
| ATH.-FOOTBALL            | 55,000.00           | 90,599.77           | 50,000.00           | 83,298.41           | 7,301.36           |
| ATH-GOLF-BOYS            | 1,200.00            | 2,193.01            | 1,100.00            | 2,081.49            | 111.52             |
| ATH.-GOLF-GIRLS          | 700.00              | 272.94              | 600.00              | 272.94              | .00                |
| ATH.-SOCCER-BOYS         | 16,000.00           | 19,415.33           | 15,000.00           | 12,703.41           | 6,711.92           |
| ATH.-SOCCER-GIRLS        | 17,000.00           | 19,087.12           | 15,000.00           | 17,756.65           | 1,330.47           |
| ATH.-SOFTBALL            | 20,000.00           | 22,177.36           | 19,000.00           | 18,901.04           | 3,276.32           |
| ATH.-TENNIS-BOYS         | 1,400.00            | 1,359.94            | 1,300.00            | 1,359.94            | .00                |
| ATH.-TENNIS-GIRLS        | 1,000.00            | 404.88              | 900.00              | 352.99              | 51.89              |
| ATH.-TRACK-BOYS          | 13,000.00           | 6,018.43            | 12,000.00           | 3,951.30            | 2,067.13           |
| ATH.-TRACK-GIRLS         | 6,000.00            | 4,739.57            | 5,000.00            | 4,732.69            | 6.88               |
| ATH.-VOLLEYBALL          | 13,000.00           | 9,528.23            | 12,000.00           | 8,863.30            | 664.93             |
| CHEERLEADERS-FRESHMAN    | 5,000.00            | 8,898.56            | 4,900.00            | 7,450.55            | 1,448.01           |
| CHEERLEADERS-JV AND VAR. | 40,000.00           | 31,641.64           | 39,000.00           | 25,839.80           | 5,801.84           |
| GATE HELP **             | .00                 | .00                 | .00                 | .00                 | .00                |
| OFFICIALS **             | .00                 | .00                 | .00                 | .00                 | .00                |
| TRANSPORTATION **        | .00                 | .00                 | .00                 | .00                 | .00                |
| <b>TOTALS</b>            | <b>\$314,900.00</b> | <b>\$353,500.69</b> | <b>\$282,000.00</b> | <b>\$302,447.01</b> | <b>\$51,053.68</b> |

\*\* These figures are included in individual account estimates.

  
PRINCIPAL

Jay Mulchay  
ATHLETIC DIRECTOR

ATHLETICS

MONTH: JUNE 2002

|                       | <u>TRANSPORTATION</u> | <u>OFFICIALS</u>   | <u>GATE HELP</u>  | <u>GATE \$\$</u>   | <u>FUNDRAISING \$</u> |
|-----------------------|-----------------------|--------------------|-------------------|--------------------|-----------------------|
| ATH-ADMIN.            | .00                   | .00                | .00               | .00                | 3,200.00              |
| ATH.-BASEBALL         | .00                   | 1,168.50           | .00               | 1,247.00           | 10,719.24             |
| ATH-BASKETBALL-BOYS   | 1,125.00              | 2,445.00           | 1,235.00          | 9,503.00           | 14,702.00             |
| ATH-BASKETBALL-GIRLS  | 385.00                | 2,785.00           | 855.00            | 5,329.00           | 27,438.25             |
| ATH-CR. COUNTRY-BOYS  | .00                   | .00                | .00               | .00                | .00                   |
| ATH-CR. COUNTRY-GIRLS | .00                   | .00                | .00               | .00                | .00                   |
| ATH.-FOOTBALL         | 5,807.40              | 1,903.55           | 2,323.70          | 34,355.00          | 34,566.48             |
| ATH-GOLF-BOYS         | .00                   | .00                | .00               | .00                | 1,688.00              |
| ATH-GOLF-GIRLS        | .00                   | .00                | .00               | .00                | .00                   |
| ATH-SOCCER-BOYS       | 166.44                | 3,005.00           | .00               | 10,534.00          | 8,244.15              |
| ATH-SOCCER-GIRLS      | 1,150.00              | 2,891.00           | .00               | 7,198.00           | 5,880.16              |
| ATH-SOFTBALL          | 1,675.00              | 962.50             | .00               | 735.00             | 16,035.00             |
| ATH-TENNIS-BOYS       | .00                   | .00                | .00               | .00                | 1,079.00              |
| ATH-TENNIS-GIRLS      | .00                   | .00                | .00               | .00                | .00                   |
| ATH-TRACK-BOYS        | .00                   | .00                | .00               | 1,108.00           | 3,778.86              |
| ATH-TRACK-GIRLS       | .00                   | .00                | .00               | 1,076.00           | 1,634.86              |
| ATH-VOLLEYBALL        | .00                   | 858.00             | 500.00            | 2,521.00           | 3,237.86              |
| CHEERLEADERS-FRESH    | .00                   | .00                | .00               | .00                | 2,396.38              |
| CHEERLEADERS-JV & VAR | .00                   | .00                | .00               | .00                | 17,748.15             |
| <b>TOTAL</b>          | <b>\$10,308.84</b>    | <b>\$16,018.55</b> | <b>\$4,913.70</b> | <b>\$73,606.00</b> | <b>\$152,348.39</b>   |

(THESE ARE YEAR TO DATE TOTALS)

# 2002-2003 KHSAA TITLE IX ATHLETICS AUDIT

KHSAA  
Form T41  
Rev. 9/02

## Checklist - Overall Interscholastic Athletics Program

| Areas of Compliance                                  | ADVANTAGE TO<br>(Respond based on Internal Evaluation by checking<br>the appropriate column.) |                                |                                  |
|--|---|--------------------------------|----------------------------------|
|  | GIRLS'<br>PROGRAM   | BOYS'<br>PROGRAM               | NEITHER<br>PROGRAM               |
| <b>OPPORTUNITIES</b>                                 |   |                                |                                  |
| Accommodation of Interest and Abilities              |   |                                |                                  |
| <b>BENEFITS</b>                                      | <b>GIRLS'</b><br><b>PROGRAM</b>   | <b>BOYS'</b><br><b>PROGRAM</b> | <b>NEITHER</b><br><b>PROGRAM</b> |
| Equipment and Supplies                               |   |                                | ✓                                |
| Scheduling of Games and Practice Time                |   |                                | ✓                                |
| Travel and Per Diem Allowances                       |   |                                | ✓                                |
| Coaching   |   |                                | ✓                                |
| Locker Rooms, Practice<br>and Competitive Facilities |   |                                | ✓                                |
| Medical and Training Facilities<br>and Services      |   |                                | ✓                                |
| Publicity  |   |                                | ✓                                |
| Support Services                                     |   |                                | ✓                                |
| Athletic Scholarships                                | NA  | NA                             | NA                               |
| Tutoring   |   |                                | ✓                                |
| Housing and Dining Facilities<br>and Services        |   |                                |                                  |
| Recruitment of Student Athletes                      | NA  | NA                             | NA                               |

Principal's Signature: *Jay Munday (ATH. DR)* Date: 4/1/03



**2002-2003  
TITLE IX  
CORRECTIVE ACTION PLAN**

School Name: BOONE COUNTY H.S.  
 School Year: 2002-03  
 Principal's Signature: PEGGY BROOKS  
 Date: 8/8/03

To complete this form, indicate the intended area which needs corrective action, the suggested change and time table for implementation. You may copy this form as needed. Please attach corrective action plans along with audit forms and submit by April 15, 2003.

| ITEM FOR CORRECTION   | SUGGESTED CHANGE  | TIME TABLE FOR CORRECTIVE ACTION   |
|---|---|--|
| 2002 - SOFTBALL TEAM MOVE TO ON CAMPUS FACILITY EQUAL TO BASEBALL ... COMPLETED FOR 2003 SEASON               | 2001-02 - BUILD ON CAMPUS FACILITY EQUAL TO BASEBALL<br>2002-03 - FACILITY COMPLETE- USED IN 2003 | 2002-03 NEW STATE OF THE ART SOFTBALL FACILITY WAS COMPLETED AND USED FOR ENTIRE 2003 SEASON |
| 2001-02 - INCREASE FEMALE PARTICIPATION<br>2002-03 - WOULD STILL LIKE MORE FEMALE PARTICIPATION               | 2001-02 NO CUTS BELOW TEAM LIMITS/ MORE PUBLICITY<br>2002-03 - CONTINUE PLAN                      | 2001-02 ON GOING<br>2002-03 - CONTINUE TO IMPROVE  |
| 2001-02 BUDGET ALIGNMENT EVALUATION - IMPROVED ALIGNMENT<br>2003- REVIEW BUDGET                               | 2001-02 NEED ASSESSMENT W/COACHES<br>2002-03 ANNUAL REVIEW  | 2001-02 JUNE 30<br>2002-03 - ANNUAL REVIEW   |
| 2001-02 IMPROVE PUBLICITY FOR SWIMMING<br>NO APPLICANTS FOR COACH<br>2002-03 STUDY OPTIONS / CHECK WHAT OTHER | GET COACH INVOLVED EARLY<br>NO APPLICANTS   | 2001-02 SEPT. 2002<br>NO APPLICANTS<br>2002-03 SEPT. 2003                                    |
|   |   |  |
|   |   |  |
|   |   |  |
|   |   |  |

▪ An explanation (status report) is needed for all areas identified previously as items for correction as well as all areas currently identified as items for correction. This form shall be typed.

Principal's Signature: Peggy Brooks Date: 8/8/03

**2002-2003 INTERSCHOLASTIC ATHLETICS SURVEY**

Summary of Student Responses

School Name: BOONE COUNTY H.S.  
 School Enrollment: 1375  
 Date: 4/1/03  
 Completed By: J. Mulcahy (ATH. DIR.)

Instructions:

1. Summarize the Student Athletics Interest Surveys Form T-61 by listing the total number of responses on the line next to each sport.
2. Under the Other Category please provide a listing of the sports as well as the number of students who are interested in participating.
3. Please sign and date the Summary Form (T-63) and mail the Summary Form only to the KHSAA by April 15, 2003. Do not mail the student surveys (Form T-61). However, these Forms should be maintained in your files in the event they are requested subsequently.

1072 Number of Surveys  
718 Total Returned 67%  
9-11 Grades Surveyed

How Was The Survey Administered? ADVISOR/ADVISEE  
 (e.g. was it given in all English classes, or all home rooms, or advisee/advisor?)

Fall Sports (List Total Number of Participation Responses)

35 Cross Country (Girls)  
19 Cross Country (Boys)  
28 Field Hockey (Girls)  
160 Football (Boys)  
17 Golf (Girls)  
35 Golf (Boys)  
50 Soccer (Girls)  
48 Soccer (Boys)  
122 Volleyball (Girls)  
16 Volleyball (Boys)

Winter Sport (List Total Number of Participation Responses)

83 Basketball (Girls)  
119 Basketball (Boys)  
72 Gymnastics (Girls)  
86 ←      Indoor Track (Girls)  
     Indoor Track (Boys)  
92 Swimming & Diving (Girls)  
24 Swimming & Diving (Boys)  
53 Wrestling (Boys)

Spring Sport (List Total Number of Participation Responses)

|            |                             |
|------------|-----------------------------|
| <u>100</u> | Baseball (Boys)             |
| <u>50</u>  | Fast Pitch Softball (Girls) |
| <u>44</u>  | Slow Pitch Softball (Girls) |
| <u>74</u>  | Tennis (Girls)              |
| <u>34</u>  | Tennis (Boys)               |
| <u>90</u>  | Track (Girls)               |
| <u>74</u>  | Track (Boys)                |

Other Sports (From Student Survey T-61 Question 10)

| Name of Sport         | Number of Students Interested In Participating |
|-----------------------|--|
| <u>LACROSSE</u>       | <u>30</u>                                      |
| <u>HOCKEY</u>         | <u>13</u>                                      |
| <u>WRESTLING</u>      | <u>19</u>                                      |
| <u>SWIMMING</u>       | <u>18</u>                                      |
| <u>GIRLS FOOTBALL</u> | <u>7</u>                                       |
| <u>SOFTBALL</u>       | <u>3</u>                                       |
| <u>FIELD HOCKEY</u>   | <u>3</u>                                       |
| <u>SEVERAL</u>        | <u>2</u>                                       |

Number of Students who participate in Intramural Sports.  
(From Student Survey T-61 Question 5)

| Sport                         | Number |
|-------------------------------|--------|
| <u>NONE OFFERED CURRENTLY</u> |        |
| <u> </u>                      |        |
| <u> </u>                      |        |
| <u> </u>                      |        |
| <u> </u>                      |        |
| <u> </u>                      |        |

List Intramural Sports students are interested in adding:  
(From Student Survey T-61 Question 6)

| Sport             | Number     |
|-------------------|------------|
| <u>BASKETBALL</u> | <u>139</u> |
| <u>VOLLEYBALL</u> | <u>37</u>  |
| <u>SWIMMING</u>   | <u>21</u>  |
| <u>SOCCER</u>     | <u>14</u>  |
| <u>WRESTLING</u>  | <u>13</u>  |
| <u>DODGEBALL</u>  | <u>11</u>  |



Participation in Non-School Sports Activities  
 (From Student Survey T-61 Question 7)

| Sport      | Number |
|------------|--------|
| BASKETBALL | 68     |
| SOCCER     | 53     |
| BASEBALL   | 38     |
| SOFTBALL   | 15     |
| VOLLEYBALL | 12     |
| FOOTBALL   | 16     |
| SWIMMING   | 10     |

Reasons for not participating in interscholastic athletics.  
 (From Survey Question 8)

| Response  | Number |
|---|--------|
| 90 I prefer other activities such as band, chorus, etc.   |        |
| 166 I don't have time                                     |        |
| 42 The practice schedules and game times are inconvenient |        |
| 66 The sport I like isn't offered                         |        |
| 36 It's too expensive                                     |        |
| 26 I prefer to participate in club or intramural sports   |        |
| 128 Working   |        |
| Other   |        |
| MISC.   |        |

Student Suggestions to encourage participation

- BETTER ANNOUNCEMENTS OF TRY OUT TIMES & DATES
- BETTER ANNOUNCEMENTS OF EVENTS
- MORE FUN ACTIVITIES
- ADD DIFFERENT ACTIVITIES
- ELIMINATE GRADE REQUIREMENTS

*Jay Mulady*  
 Principal's Signature

(ATH. DIR.)

4/1/03  
 Date